





A Guide to Host Accommodation

CONTENTS

What is host accommodation?




Host Accommodation Selection




Travelling and Commuting



Top Tips





WHAT IS HOST ACCOMMODATION?


Host accommodation provides a total immersion experience through staying with a local household.




Immerse in local culture and discover hidden gems with our experienced hosts. Practise the language while sharing meals.



Each host family is different. Some are mothers whose older children have left home. Some hosts have children living at home. Host families come in all shapes and sizes.





HOST ACCOMMODATION SELECTION

- Each host is carefully selected by a specialist accommodation officer.
- The accommodation officer visits the host accommodation to ensure they can match you with a household that will give you the best experience.
- The officer also receives feedback from guests and deals with any issues that might arise.
- Allergies, dietary requirements and preferences are taken into account.





- Depending on your preferences, you will be placed in a single, double or occasionally triple room.
- Rooms will either be single or twin rooms with either an ensuite or shared bathroom.
- Details of your host accommodation will be uploaded to your MyAccount approximately 2 weeks before your trip.
- If hosts have the available rooms, they may have multiple students staying with them.
- Your host may or may not have children living at home. Both have advantages; with children you have the chance to make a new friend with similar interests. On the otherhand, hosts without children mean they have more spare time to dedicate to you.



TRAVELLING


Depending on your destination, some hosts will meet you on arrival at the airport. Other times, transfers or public transport are the best option. Check your arrival details in your MyAccount for further information.



Your host accommodation is usually within a 45 minute radius of the language school or work placement (depending on your trip) when travelling to/from school on foot or public transport.



Your host will help plan the best route to the school or your placement on your first day.




DOs

- Do keep an open mind- you will be experiencing new cultures, trying new food and meeting new people.
- Do keep your surroundings tidy, you are staying in someone else's home so please, make sure to clean up after yourself.
- Do respect any rules set by your host particularly any curfews.

DON'Ts

- Don't judge a book by its cover, be open to new experiences and culture.
- Don't smoke or drink unless your host gives permission and you are of legal age.
- Don't bring visitors to the accommodation without checking with your host first.
- Don't take food or drink to your room unless you are invited to by your host.





Things to Remember

If you have dietary requirements, information is required at the time of booking and we will inform your host. However, don't be afraid to remind your host nearer to the time of your trip.

A short profile and contact details of your host will be available approximately 2 weeks before your trip. It is advisable to contact them and introduce yourself before arriving. Hosts come in all shapes and sizes so keep an open mind.

The host will provide breakfast and evening meals giving you the chance to socialise and practise the language. There may be new foods to try, this is all part of the cultural experience. If you are unable to attend any meals, please advise your host in advance.

Finally, don't forget to make the most of your trip and have an adventure! If any issues do arise, speak to your school accommodation team, group leader or the Blue Stamp Team. You will be given a 24/7 emergency number.